

VISTA GOLD CORP.



Mt Todd Gold Project

Partner Ready

Australia's Largest Undeveloped Gold Project

October 2020

NYSE AMERICAN & TSX: VGZ

CAUTIONARY STATEMENT



This presentation contains forward-looking statements within the meaning of the U.S. Securities Act of 1933, as amended, and U.S. Securities Exchange Act of 1934, as amended, and forward-looking information within the meaning of Canadian securities laws. All statements, other than statements of historical facts that address activities, events or developments that Vista expects or anticipates will or may occur in the future, including such things as, the Company's continued work on the Mt Todd gold project; process improvements resulting in lower operating costs; reduced power consumption; increased gold recovery and higher gold production; estimates of reserves and resources; projected project economics, including anticipated production, average cash costs, before and after-tax NPV, IRR, capital requirements and expenditures, gold recovery after-tax payback, operating costs, average tonne per day milling, mining methods; project design, and life of mine; performance of and results of preliminary feasibility and feasibility studies, including the timing, cost and completion of the feasibility study on the Mt Todd gold project; the continued work and development on the Mt Todd gold project, our ability to continue to control holding costs; the impact that macro-economic factors may have on the economics on the Mt Todd gold project; existing infrastructure reducing project development time and costs; the continued support of the stakeholders and of the NT Government and the potential effects of Major Project Status for allowing project decisions to be made in an efficient and timely manner; timing and approval of the MMP; completion of tax and natural gas supply and pricing agreements; the project having the flexibility to be scaled down economically and then have production expanded at a later date; completion of future studies and exploration on the mining licenses including our understanding of the Quigleys deposit; completion of exploration programs on the exploration licenses; risks relating to the future effectiveness of the water treatment program and risks related to the discharge of water into the Edith River; future business goals, strategy and plans, competitive strengths and project development; success of future joint ventures, partnerships or other arrangements on our properties; the potential monetization of our non-core assets including the mill equipment; the value of Vista's investment in Midas; future royalties on the Awak Mas gold project; and other such matters are forward-looking statements and forward-looking information. The material factors and assumptions used to develop the forward-looking statements and forward-looking information contained herein include the following: no changes to laws or regulations impacting mine development or mining activities, our approved business plans, mineral resource and reserve estimates and results of preliminary economic assessments, preliminary feasibility studies and feasibility studies on our projects, if any, our experience with regulators, assumed timing for regulatory approvals and studies anticipated and estimated costs and budget expenditures to continue to optimize and advance Vista's core asset, our experience and knowledge of the Australian mining industry and positive changes to current economic conditions and the price of gold and other such matters. When used in this presentation, the words "estimate," "plan," "anticipate," "expect," "intend," "believe," "will," "if," "would," "could," and similar expressions are intended to identify forward-looking statements which may cause the actual results, performance or achievements of Vista to be materially different from any future results, performance or achievements expressed or implied by such statements. Such factors include, among others, uncertainty of resource and reserve estimates, uncertainty as to the Company's future operating costs and ability to raise capital; risks relating to cost increases for capital and operating costs; risks of shortages and fluctuating costs of equipment or supplies; risks relating to fluctuations in the price of gold and fluctuations in currency values; the inherently hazardous nature of mining-related activities; potential effects on our operations of environmental regulations in the countries in which it operates; risks due to legal proceedings; risks relating to political and economic instability in certain countries in which it operates; uncertainty as to the results of bulk metallurgical test work; and uncertainty as to completion of critical milestones for Mt Todd; as well as those factors discussed under the headings "Note Regarding Forward-Looking Statements" and "Risk Factors" in the Company's latest Annual Report on Form 10-K as filed on March 6, 2018 and other documents filed with the U.S. Securities and Exchange Commission and Canadian securities regulatory authorities. Although we have attempted to identify important factors that could cause actual results to differ materially from those described in forward-looking statements and forward-looking information, there may be other factors that cause results not to be as anticipated, estimated or intended. Except as required by law, we assume no obligation to publicly update any forward-looking statements or forward-looking information; whether as a result of new information, future events or otherwise.

Vista Gold Corp. Qualified Person

All scientific and technical information contained herein has been prepared by, or under the supervision of, John Rozelle, Vista's Senior Vice President, a Qualified Person as defined by National Instrument 43-101 – *Standards of Disclosure for Mineral Projects*.

Cautionary Note to United States Investors

The United States Securities and Exchange Commission ("SEC") limits disclosure for U.S. reporting purposes to mineral deposits that a company can economically and legally extract or produce. This presentation uses the terms "Proven reserves" and "Probable reserves". Reserve estimates contained in this presentation are made pursuant to NI 43-101 standards in Canada and do not represent reserves under SEC Industry Guide 7 standards. Under SEC Industry Guide 7 standards, a "final" or "bankable" feasibility study is required to report reserves, the three-year historical average price is used in any reserve or cash flow analysis to designate reserves and all necessary permits and government approvals must be filed with the appropriate governmental authority. Additionally, this presentation uses the terms "Measured resources", "Indicated resources", and "Measured & Indicated resources". We advise U.S. investors that while these terms are Canadian mining terms as defined in accordance with NI 43-101, such terms are not recognized under SEC Industry Guide 7 and normally are not permitted to be used in reports and registration statements filed with the SEC. Mineral resources described in this presentation have a great amount of uncertainty as to their economic and legal feasibility. The SEC normally only permits issuers to report mineralization that does not constitute SEC Industry Guide 7 compliant "reserves" as in-place tonnage and grade, without reference to unit measures. The term "contained gold ounces" used in this presentation is not permitted under the rules of the SEC. "Inferred resources" have a great amount of uncertainty as to their existence, and great uncertainty as to their economic and legal feasibility. It cannot be assumed that any or all part of an Inferred resource will ever be upgraded to a higher category. **U.S. Investors are cautioned not to assume that any part or all of mineral deposits in these categories will ever be converted into SEC Industry Guide 7 reserves.**

Cautionary Note to All Investors Concerning Economic Assessments that Include Inferred Resources

The preliminary assessment on the Guadalupe de los Reyes gold project is preliminary in nature and includes "inferred mineral resources" that are considered too speculative geologically to have economic considerations applied to them that would enable them to be categorized as mineral reserves. There is no certainty that the preliminary assessment at the Guadalupe de los Reyes gold project will ever be realized.

All dollar amounts in US\$ unless otherwise specified

VISTA GOLD CAPITAL STRUCTURE



Corporate Information	
Symbol (NYSE American & TSX)	VGZ
Recent Share Price ¹	\$1.09
Market Capitalization	\$111.9
Shares Outstanding ²	102.7
Cash and Government Securities ³	\$5.5
Working Capital (no debt) ⁴	\$7.8
Major Shareholders	
Sun Valley Gold	18.1%
EuroPac Gold Fund	5.2%
Loews Corp.	3.1%
Global Strategic Management	2.2%
Vista Board and Management ⁵	3.2%
Analyst Coverage	
Heiko F. Ihle - H.C. Wainwright & Co	
Derek Macpherson - Red Cloud	
Mike Kozak - Cantor Fitzgerald	
Roth Capital Partners	
Siddharth Rajeev - Fundamental Research Corp.	

1. As of September 30, 2020.
2. Fully Diluted 107.2 as of September 30, 2020.
3. As of June 30, 2020.
4. Net of non-cash deferred option gains of \$3.0 million that were included as current liabilities.
5. Excludes shares which may be acquired upon the exercise of immediately exercisable options.



Environmental water testing.



Site visit with Jawoyn leaders.



Mt Todd Open Day.

WHY VISTA GOLD?



Strong Correlation to Gold Price	Partner-Ready	Advanced and De-risked	Low-Cost, Large-Scale, In Australia
<ul style="list-style-type: none"> • High share price leverage to the gold price (page 6) • 0.057 oz of Proven & Probable Reserves per share (page 11) 	<ul style="list-style-type: none"> • Amended 2019 PFS: <ul style="list-style-type: none"> - Improved gold recovery - Capex & schedule reviews • Positive Results of Independent benchmarking study • Years 1 through 5: <ul style="list-style-type: none"> - Average gold production of ~495,000 oz per annum - Cash cost ~ US\$575/oz (LOM ~ US\$645/oz) • Debt and dilution for stand-alone development is not Vista's plan 	<ul style="list-style-type: none"> • Extensive metallurgical testing & optimization • Conservative design centered on industry-proven process technology • Major environmental permits approved • Significant existing infrastructure • Strong economics at study parameters – very compelling at current market prices 	<ul style="list-style-type: none"> • Northern Territory ranked 23rd in mining (Fraser Institute) • Capacity to be 6th largest producer • Lowest quartile in-country AISC • 5.85 Moz reserves at 0.4 g Au/t cut-off (page 18) • Favorable location with social licence firmly in place



CONTINUE TO DE-RISK
THE MT TODD PROJECT

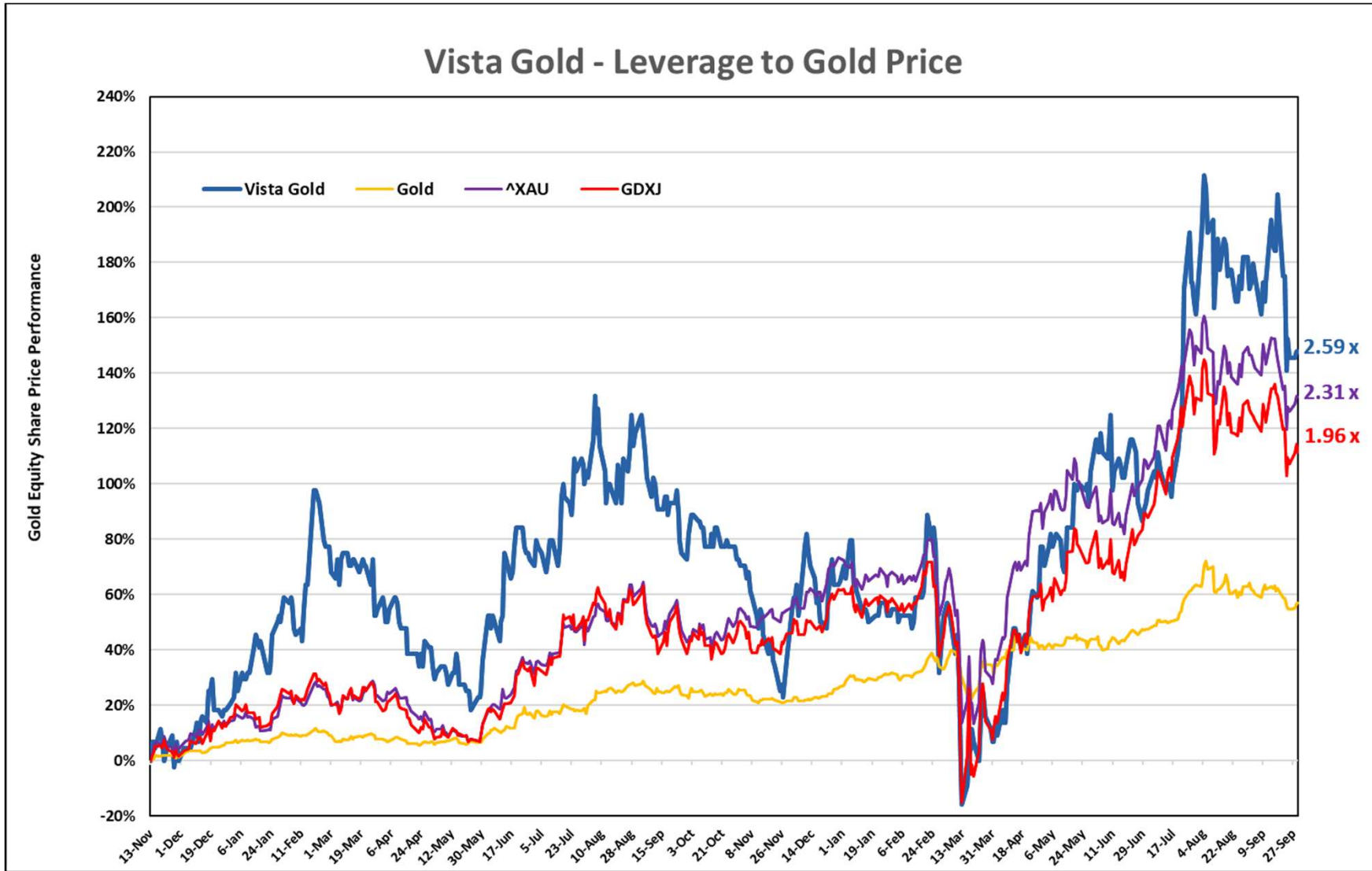


COMMUNICATE
INHERENT VALUE OF MT
TODD PROJECT



ENGAGE IN DISCUSSIONS
WITH POTENTIAL STRATEGIC
DEVELOPMENT PARTNERS

LEVERAGE TO GOLD PRICE



November 13, 2018 through September 30, 2020.

MT TODD

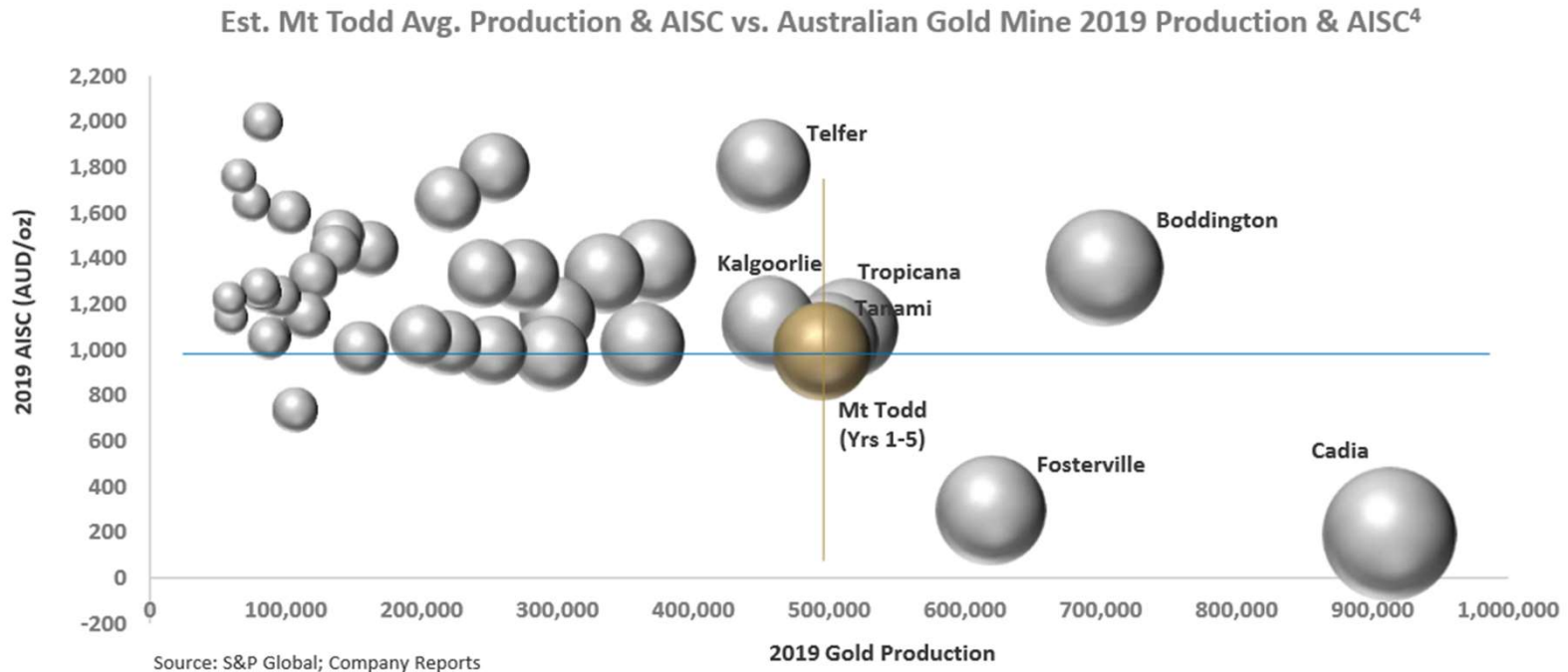


AMENDED 2019 PFS RESULTS



Positioned to be a Top 6 Australian Gold Producer with Lowest Quartile Production Costs^{1,2,3}

- Avg. annual production of 495,100 oz (Yrs 1-5)
- AISC of US\$688/oz (Yrs 1-5)
- After-tax IRR – 23.4%
- After-tax NPV₅ – \$823 million



Notes:

1. Based on Vista's Amended 2019 PFS results calculated at US\$1,350 per oz gold price and US\$0.70 per AUD
2. Based on Publicly available individual mine production for 2019; Mt Todd 1st 5 years avg. production
3. Based on publicly available individual mine costs for 2019; Mt Todd 1st 5 years avg. AISC
4. Excludes mines producing < 50,000 oz; US\$ reported AISC converted to AUD at AUD 1.44

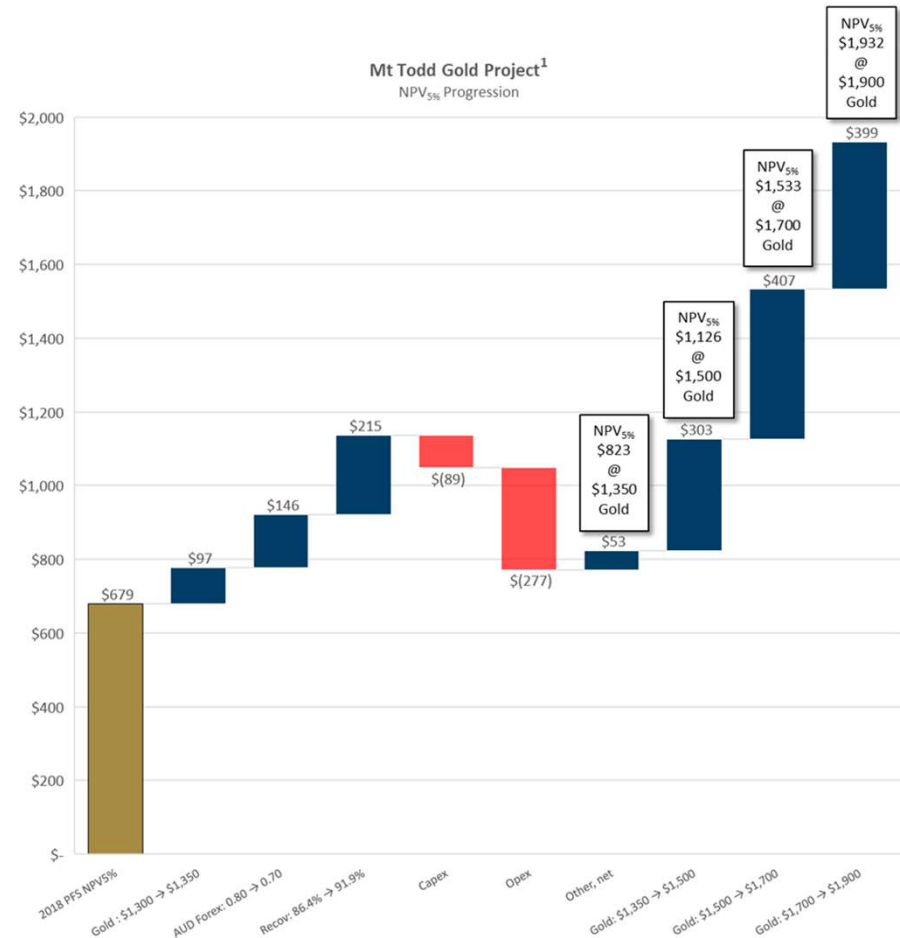


AMENDED 2019 PFS RESULTS

Major Changes from the 2018 PFS

- Gold price
- Foreign exchange rate
- Reduced grind size from 60 to 40 microns
- Increased recovery
- FLS VXP mills have replaced the ISAMills
- Inclusion of a 24-month construction period, followed by 6-month commissioning and startup

Technical Study	Units	Jan 2018	Aug 2019	Change
Gold Price	US\$	\$1,300	\$1,350	\$50
Foreign Exchange Rate	USD/AUD	\$0.80	\$0.70	-\$0.10
Gold Recovery (weighted avg)	%	85.8%	91.9%	5.3%
Recovered Gold	koz	4,956	5,305	349
Free Cash Flow	US\$ millions	\$1,246	\$1,518	\$272
NPV5%	US\$ millions	\$679	\$823	\$144
IRR	%	20.5%	23.4%	2.9%
Initial Capital Cost	US\$ millions	\$839	\$826	-\$13
Payback Period	months	38	35	-3
Years 1-5				
Average Annual Production	koz	479	495	16
Cash Cost	US\$/oz	\$571	\$575	\$4
AISC	US\$/oz	\$678	\$688	\$10
Life of Mine				
Average Annual Production	koz	381	413	32
Cash Cost	US\$/oz	\$645	\$645	\$0
AISC	US\$/oz	\$745	\$746	\$1



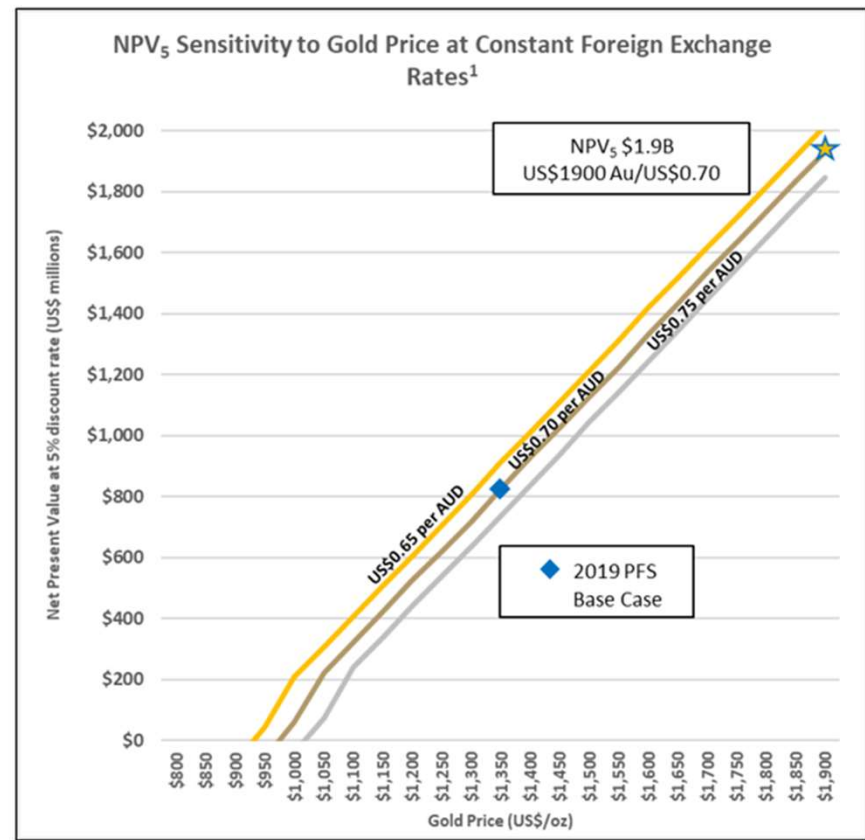
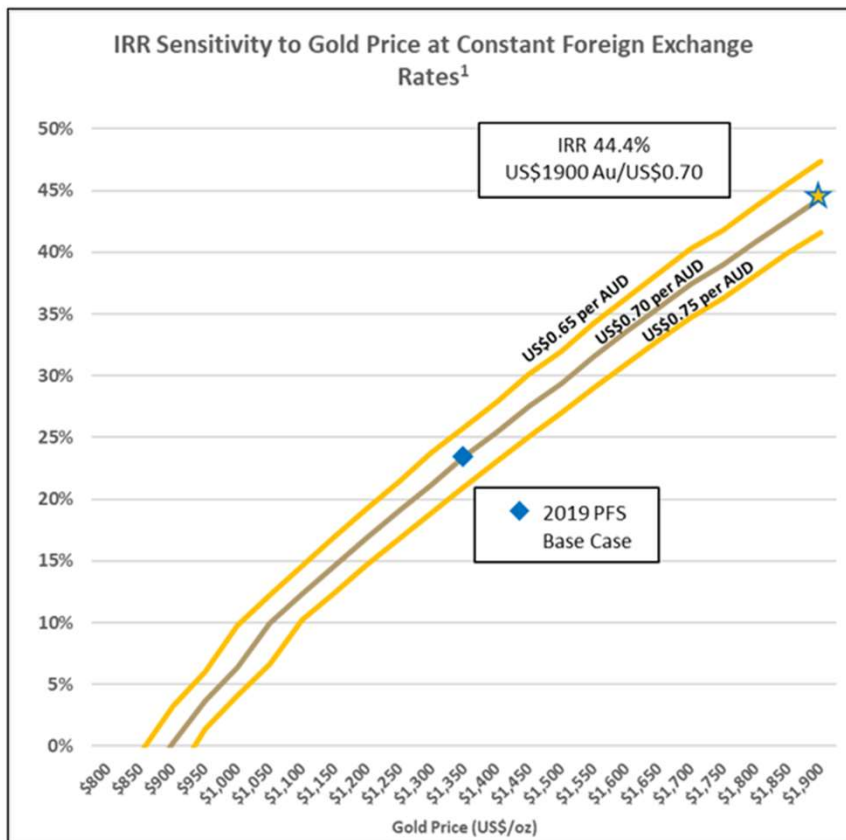
- 1 A US\$100 increase in the gold price translates into a US\$200 million increase in NPV_{5%}. Please refer to the comprehensive sensitivity table on slide 19 of this presentation.



STRONG LEVERAGE TO HIGHER GOLD PRICES

Australian gold assets outperform in the current gold price environment

- US\$ gold prices complemented by Australian Dollar exchange rate (~65% of costs in AUD)
- With improved gold recoveries, current gold price and FX rate, NPV₅ and IRR improved significantly



1. Vista's Amended 2019 PFS economic results calculated using US\$1,350/oz gold prices and US\$0.70 per AUD. Reserves have been calculated using a US\$1,000 gold price, average recovery of 91.9%, 1% gross proceeds royalty, life of mine mining costs of US\$6.02 per tonne ore, life of mine processing costs of US\$7.88 per tonne ore, life of mine G&A costs of US\$1.11 per tonne ore, US\$0.16 per tonne ore for project services and US\$0.077 per tonne ore for refining. Reserves are quoted using a 0.40g Au/t cutoff grade.



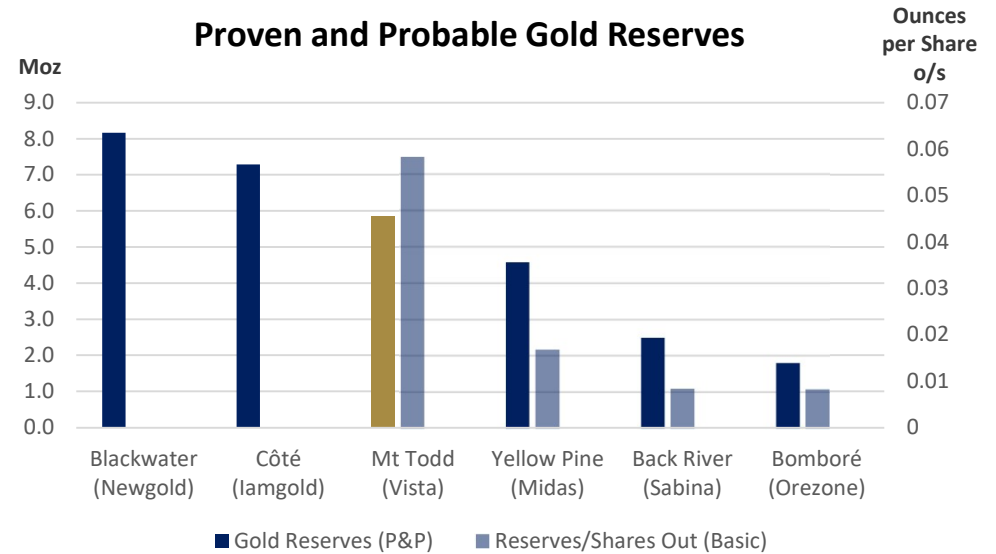
PEER COMPARABLES

Mt Todd Advantages

- 5.8 million oz Proven & Probable Reserves¹
- 413,400 oz avg. annual production
- Capital efficient and long lived
- All material environmental permits approved (operating permit approval in process)
- Tier 1 mining jurisdiction
- Strong social license in place

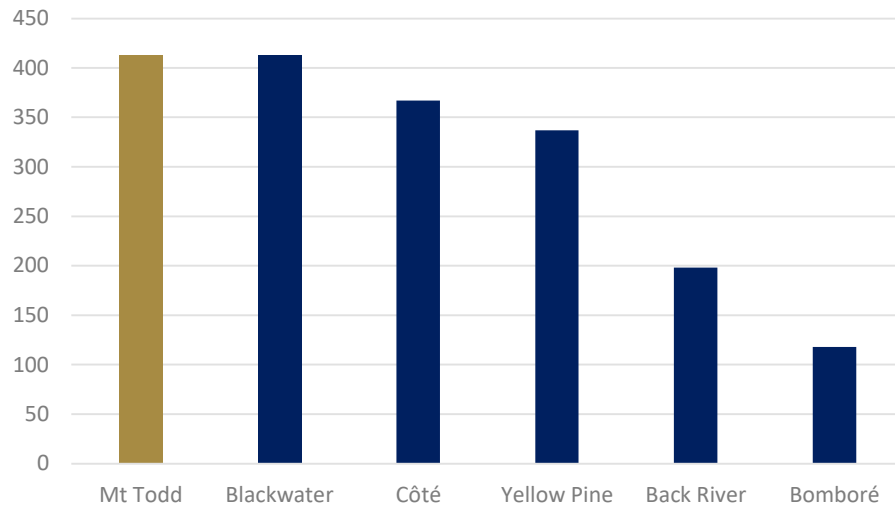
1. Please refer to Reserve and Resource Summary in the Additional Information. Includes 207.7 million tonnes of mine ore at 0.84 g Au/tonne (5.62 Moz) and 13.4 million tonnes of heap leach material at 0.54 g Au/tonne (0.23 Moz)

Proven and Probable Gold Reserves



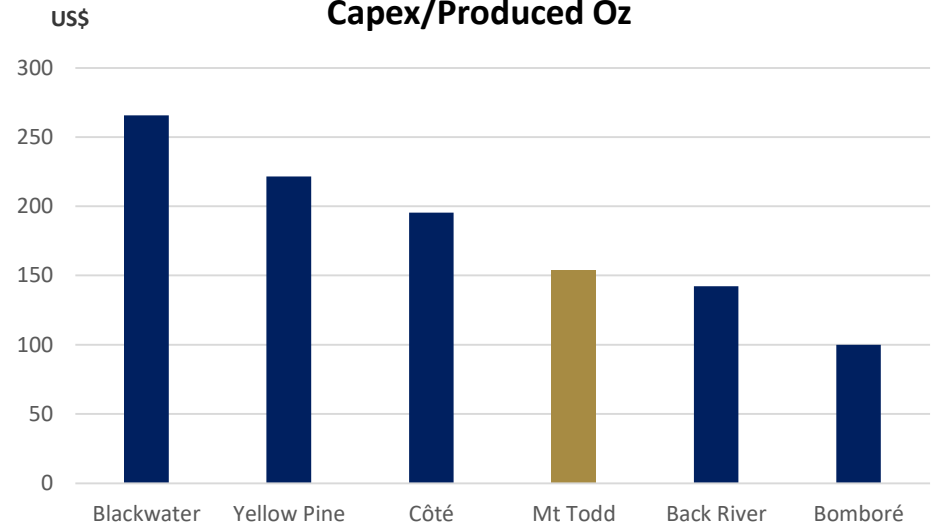
Source: S&P Global Market Intelligence; Company reports

LOM Avg. Annual Production (koz)



Source: S&P Global Market Intelligence; Company reports

Capex/Produced Oz



Source: S&P Global Market Intelligence; Company reports

SIGNIFICANT EXPLORATION UPSIDE

Direct Exploration Potential

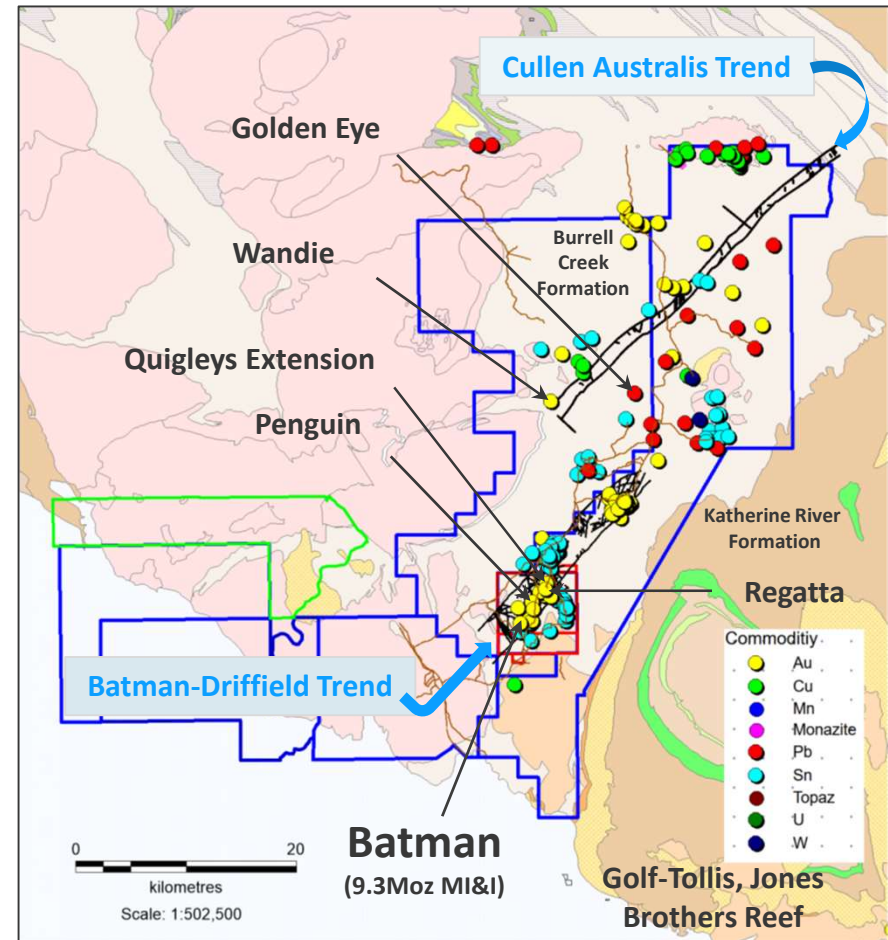
- 1,100 Km² Contiguous Exploration License (EL)
- Vista has focused on Mt Todd – EL Land position is under-explored

Advanced Targets

- Quigleys (resource defined, see slide 18 “Mt Todd Reserves and Resources”)
- Wandie (IOCG – drilling following up on recent geophysics – possible high-grade, underground)
- Golden Eye (intrusive related sheeted vein, Batman-style mineralization – potential to increase project life)

Early Stage Targets

- Wolfram Hill (Skarn Au W)
- El Sherana (Coronation Hill – type Au-Pt)
- Blanchards surface gossan (IOCG)
- Black Hill (IOCG)
- Driffield (high-grade quartz veins)



 	Mining Leases	ML1070, ML1071, ML1127, ML31525
 	Exploration Leases	EL29886, EL29882, EL30898, EL28321, EL32004
 	EL Application	EL32005

KEY EXPLORATION OPPORTUNITIES – BATMAN-DRIFFIELD TREND

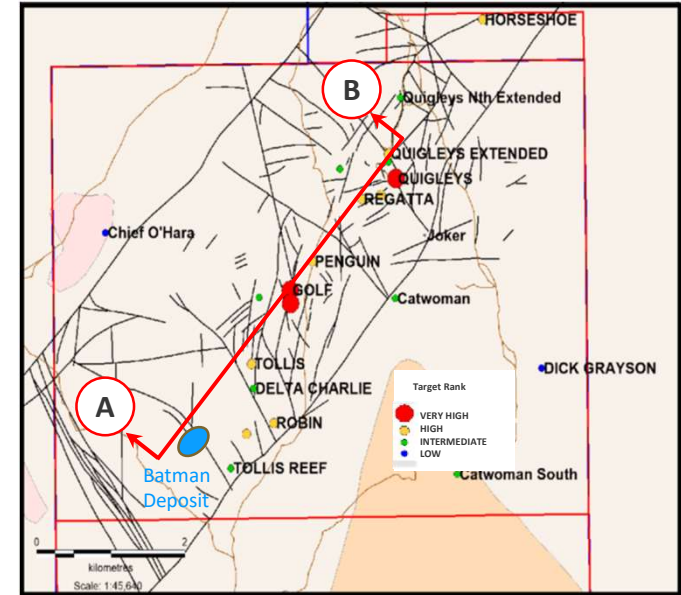


Advanced Exploration Target with Near-Term Potential

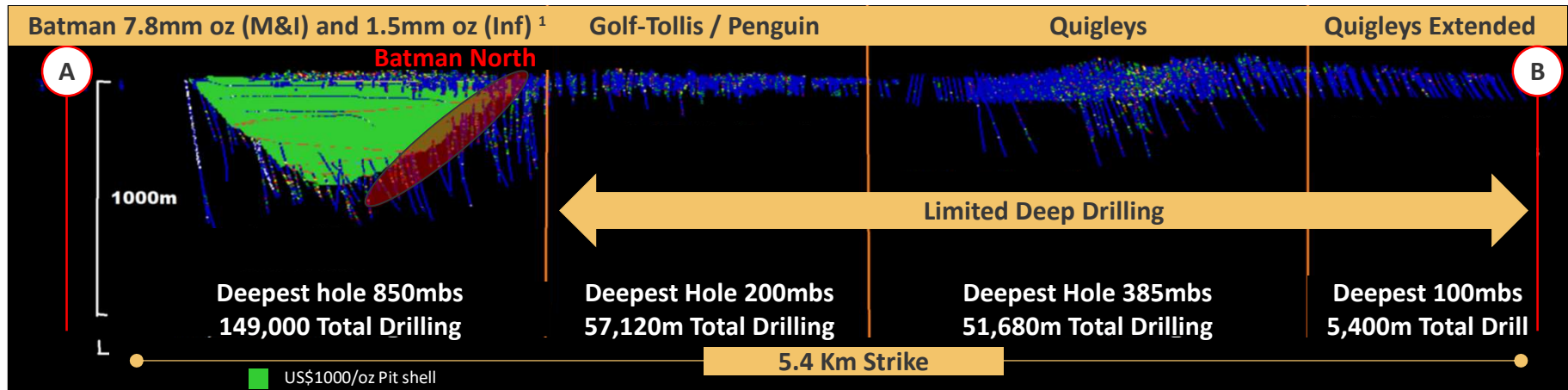
- **Batman-Driffield Trend represents additional potential in the shovel-ready Batman deposit**
 Batman deposit resources:
 - Measured and Indicated (“M&I”) – 7.8 million contained gold ounces ¹
 - Inferred (“Inf”) – 1.5 million contained gold ounces ¹
- The Trend extends over a strike length of 24 km, 5.4 km within the ML package
- Soil sampling highly encouraging with 201 samples retrieved in the trend reporting above 200 gold ppb
- With the exception of Batman, the historic drilling is shallow
 - “less than 100mbs” with limited deeper drilling comprised of mostly RC , Aircore or RAB holes
- Golf-Tollis represents 3km of mineralization with 5 holes deeper than 150m

¹ See tonnes and grades on slide 18 “Mt Todd Reserves and Resources.”

Batman-Driffield Trend on MLs



Long section of Batman-Driffield Trend from Batman to Quigleys



Vista's Mt Todd gold project is an exceptional asset

- Large-scale, long-lived project with low operating costs
- Brownfields re-development located in a Tier 1 mining jurisdiction
- All major environmental permits in hand
- 1,100 Km² highly prospective, under-explored land package

Project de-risked through intensive, multi-year studies and application of proven technology

- Implemented design changes that have improved gold recovery and reduced power requirements
- Most engineering has been completed to feasibility study levels
- Strong project economics and returns, especially at current gold prices

Focused on value recognition

- Mt Todd economics are strong at assumed long-term prices and compelling at today conditions
- Debt and dilution are not in the best interest of Vista shareholders
- PFS establishes a solid basis for conversations with prospective development partners who
 - Recognize the value Vista has created and appropriately reward shareholders
 - Demonstrate capability to successfully advance Mt Todd
- Continue to de-risk and communicate the inherent value of the project

MANAGEMENT TEAM



- **Frederick H. Earnest – President & CEO, Director**

CEO since January 2012, senior officer of Vista since 2006, 30+ years industry experience (corporate management, mine operations & turn arounds, new project engineering and construction).

- **Douglas L. Tobler – Chief Financial Officer**

CFO since July 2019. More than 35 years of corporate financial management experience gained as a chief financial officer, CPA, and corporate advisor.

- **John W. Rozelle – Senior Vice President**

Senior Vice President since 2012, officer of Vista since May 2011, nearly 40 years experience as an economic geologist with project evaluation experience on 100+ gold projects worldwide and extensive experience managing resource estimation, metallurgical testing and major project feasibility studies.

- **Brent Murdoch – General Manager Mt Todd**

GM since November 2012. 25 years industry experience in mine start-ups and large project construction including Ore Processing Facility Manager at Solomon Mine in Western Australia for Leighton Contractors.


- **Pamela A. Solly – Vice President, Investor Relations**

VP of Investor Relations since April 2019. More than 25 years of public company experience strategically developing, coordinating and executing investor relations and corporate communications programs.



Investor Relations Contact

Pamela A. Solly
Vice President, Investor Relations
7961 Shaffer Parkway, Suite 5
Littleton, CO 80127
720-981-1185

A photograph of a spillway at a reservoir. The spillway is a long, low concrete wall with water cascading over it, creating white foam. The water is contained in a reservoir behind the spillway, which is surrounded by a dense line of green trees. The sky is overcast.

Additional Information

fresh water reservoir spillway

EXPERIENCED BOARD



- **Michael Richings, Chairman**

Former Executive of the Corporation from 2004 to 2012, including role of CEO. Director of Guyana Goldfields Inc.

- **Frederick Earnest – President, CEO & Director**

CEO since January 2012, senior officer of Vista since 2006. Former President of Pacific Rim El Salvador and General Manager of Compañía Minera Dayton (Chile), 30+ years industry experience.

- **John Clark (Compensation Committee Chair)**

Chartered Accountant. President of Investment and Technical Management Corp. Director of Russel Metals Inc. and Zephyr Minerals. Former CFO Polaris Geothermal Inc.

- **Randy Eppler**

Managing Director at Capstone Headwaters, LLC, a private middle market investment bank. Director of Golden Minerals and Plata Latina Minerals Corp. Former VP Corporate Development for Newmont.

- **Deborah J. Friedman (Governance Committee Chair)**

Senior of Counsel, Davis Graham & Stubbs LLP (DGS). Partner, DGS from August 2000 to December 2016 and counsel from May 1999 to August 2000. Held various senior positions in the law the departments of Golden Minerals Company, Cyprus Amax Minerals Company, and AMAX Gold. Has considerable experience in domestic and international mine development, finance and operations.

- **Tom Ogryzlo (HSE&SR Committee Chair)**

Part-time Interim CEO and Director of Camrova Resources Inc. (formerly Baja Mining) and part-time Managing Director, Business Development of Franco-Nevada (Barbados) Corp. Director of Polaris Infrastructure Inc. Over 40 years industry experience, including Interim CEO of Aura Minerals, President, CEO and Director of Polaris Geothermal and President of Kilborn Engineering.

- **Tracy Stevenson (Audit Committee Chair)**

Accountant. Former director of Uranium Resources Inc. Former director and non-executive chairman of Quaterra Resources and former director of Ivanhoe Mines Ltd. Founding member of Bedrock Resources, a private resources financial advisory firm and SOS Investors LLC, a private resources investment firm. Former Global Head of Information Systems at Rio Tinto PLC.

MT TODD RESERVES AND RESOURCES



Mt Todd Gold Project Reserves, Base Case (50,000 tpd) 0.40 g Au/t cut-off. Reserves calculated at \$1,350 per ounce gold price

	Batman Deposit			Heap Leach Deposit			Quigleys Deposit			Total		
	Tonnes (000's)	Grade (g/t)	Contained Ounces	Tonnes (000's)	Grade (g/t)	Contained Ounces	Tonnes (000's)	Grade (g/t)	Contained Ounces	Tonnes (000's)	Grade (g/t)	Contained Ounces (000's)
Proven	72,672	0.88	2,057	-	-	-	-	-	-	72,672	0.88	2,057
Probable	135,015	0.82	3,559	13,354	0.54	232	-	-	-	148,369	0.79	3,791
Proven & Probable	207,687	0.84	5,616	13,354	0.54	232	-	-	-	221,041	0.82	5,848

Mt Todd Gold Project Resources, Base Case (50,000 tpd)

	Batman Deposit			Heap Leach Deposit			Quigleys Deposit			Total		
	Tonnes (000's)	Grade (g/t)	Contained Ounces	Tonnes (000's)	Grade (g/t)	Contained Ounces	Tonnes (000's)	Grade (g/t)	Ounces (000's)	Tonnes (000's)	Grade (g/t)	Contained Ounces (000's)
Measured	77,725	0.88	2,191	-	-	-	594	1.15	22	78,309	0.88	2,213
Indicated	200,112	0.80	5,169	13,354	0.54	232	7,301	1.11	260	220,767	0.80	5,683
M&I	277,837	0.82	7,360	13,354	0.54	232	7,895	1.11	282	299,076	0.82	7,896
Inferred	61,323	0.72	1,421	-	-	-	3,981	1.46	187	65,304	0.77	1,608

Notes:

- Measured & Indicated Resources include Proven and Probable Reserves. Batman reserves are calculated at a 0.40 g Au/tonne cut-off grade and US\$1,350 per ounce gold price. Batman and Quigleys resources are quoted at a 0.40g Au/t cut-off grade. Heap Leach reserves and resources are the average grade of the heap, no cut-off applied as all of this material is processed. Economic analysis conducted only on proven and probable reserves.
- Rex Bryan of Tetra Tech is the Qualified Person responsible for the Statement of Mineral Resources for the Batman, Heap Leach Pad and Quigleys deposits. Thomas Dyer of Mine Development Associates is the Qualified Person responsible for developing reserves for the Batman deposit. Deepak Malhotra of Resource Development Inc. is the Qualified Person responsible for developing reserves for the heap leach.
- All scientific and technical information contained herein has been prepared by, or under the supervision of, John Rozelle, Vista's Senior Vice President, a Qualified Person as defined by National Instrument 43-101 – *Standards of Disclosure for Mineral Projects*.

SENSITIVITY ANALYSIS



Foreign Exchange (US\$/AUD)	Gold Price (US\$)									
	800		1,000		1,200		1,300		1,350	
	IRR (%)	NPV(5)	IRR (%)	NPV(5)	IRR (%)	NPV(5)	IRR (%)	NPV(5)	IRR (%)	NPV(5)
0.60	(1.3)	(265)	12.1	290	21.6	687	26.3	895	28.4	994
0.65	(4.7)	(410)	9.8	206	19.2	604	23.7	807	25.8	911
0.70	(7.9)	(552)	6.4	61	16.9	525	21.2	718	23.4	823
0.75	(11.0)	(693)	4.1	(42)	14.7	440	18.9	636	20.9	734
0.80	(13.9)	(835)	1.9	(150)	12.6	355	16.8	557	18.8	652

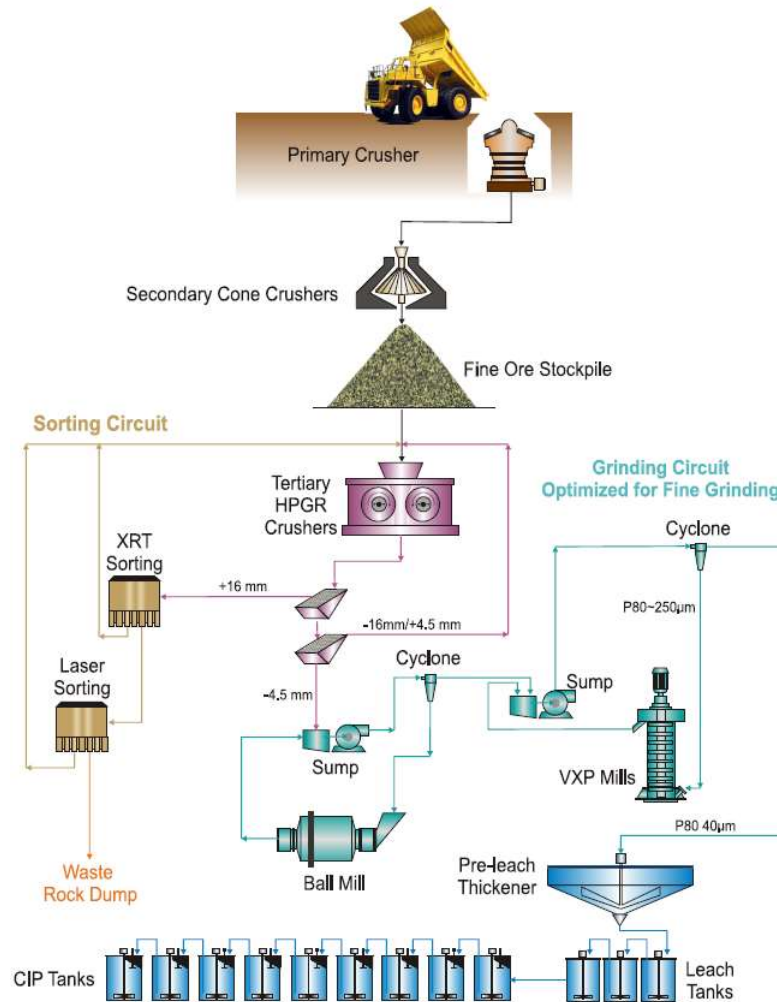
Foreign Exchange (US\$/AUD)	Gold Price (US\$)							
	1,400		1,500		1,700		1,900	
	IRR (%)	NPV(5)	IRR (%)	NPV(5)	IRR (%)	NPV(5)	IRR (%)	NPV(5)
0.60	30.5	1,094	34.7	1,296	43.4	1,700	50.6	2,099
0.65	27.9	1,011	32.0	1,209	40.3	1,617	47.4	2,015
0.70	25.4	928	29.4	1,126	37.4	1,533	44.4	1,932
0.75	23.1	839	27.0	1,043	34.7	1,445	41.6	1,848
0.80	20.7	750	24.7	954	32.2	1,362	39.0	1,765

Notes:

- 1) Changes in foreign exchange rates are only applied to operating costs and not applied to initial or sustaining capital costs.
- 2) NPV5% is in US\$ millions.
- 3) IRR and NPV5% are reported on after-tax basis.

Vista's efforts have resulted in major project enhancements

Optimized Mt Todd Process Flowsheet



PROVEN TECHNOLOGY



Ore Sorting

Sorting Method	Commodity	Country	No. of Units Installed	Sorter Belt Width (m)	Sorted Particle Size (mm)	Throughput/Unit (tonnes/hr)
XRT	Tin	Peru	1	1.2	14 x 22	31
			1	1.2	22 x 32	48
XRT	Phosphate	Saudi Arabia	4	2.4	9 x 25	105
			3	2.4	25 x 57	210
XRT	Limestone	USA	2	1.2	9 x 25	70
			2	1.2	25 x 57	160
Laser	Gold	Brazil	1	1.2	20 x 60	55
XRT	Tungsten	Australia	1	2.0	25 x 75	60
XRT	Chromite	Brazil	1	2.0	25 x 75	80
XRT	Magnesite	Russia	1	1.0	30 x 90	65
XRT	Gold	Namibia	1	1.0	20 x 40	50
			1	1.0	40 x 60	70
XRT	Gold	Australia	5	2.4	16 x 40	82
XRT	Laser	Australia	7	1.2	16 x 40	35



Other gold operations using automated sorting include Kensington (Alaska) & Bjorkdahl (Sweden) with installation of equipment proceeding at GoldCorp mines in Canada

Fine Grinding

Year	Country	Application	Qty	Model	total tonnage (dtp)
2012	South Africa	Gold Tailings Retreatment	4	VXP2500	108
2012	DRC	Gold Concentrate Regrind	4	VXP2500	60
2012	Mongolia	Bulk Concentrate Regrind	3	VXP5000	152
2012	Kazakhstan	Copper Flotation Rougher Concentrate	1	VXP5000	26.3
2015	Russia	Copper Flotation Concentrate	2	VXP2500	77.6
2016	DRC	Gold Concentrate Regrind	4	VXP2500	60
2017	China	Magnetite Regrind	1	VXP5000	150
2019	Canada	Gold Concentrate Regrind	1	VXP5000	137
2019		Refractory Gold	1	VXP5000	120



NON-CORE ASSETS ¹



Midas Gold Corp.

- 4,667,615 common shares

Nusantara Resources Limited

- 1,333,334 common shares
- Nusantara Resources Limited (formerly One Asia Resources) is developing the Awak Mas gold project in Indonesia.
- Vista Gold holds a 1.0% net smelter return royalty (“NSR”) on the first 1.25 million ounces of gold produced and 1.25% NSR on the next 1.25 million ounces of gold produced from Awak Mas. Nusantara retains the right to cancel the remaining 1.0% NSR by paying Vista Gold \$2.5 million by April 30, 2021. If payment is not made by April 30, 2021, Vista will retain the remaining royalty interest.

Guadalupe de los Reyes (Mexico)

- Vista Gold holds certain royalties and back-in rights on the Guadalupe de los Reyes silver/gold project. Prime Mining has the option to pay Vista Gold \$2.1 million in lieu of granting the royalties and back-in rights.

Mill Equipment

- 10,000 tpd gyratory crusher, sag mill, two ball mills and gold recovery equipment

¹As of June 30, 2020.

INDEPENDENT CONSULTANT REPORTS



“NI 43-101 Technical Report Mt Todd Gold Project 50,000 tpd Preliminary Feasibility Study, Northern Territory, Australia,” effective date September 10, 2019, issued date October 7, 2019, amended date September 22, 2020 which was prepared under the supervision Rex Bryan, Ph.D., David M. Richers, Ph.D., SME RM, CPG, April Hussey, P.E., Chris Johns, P.Eng., Vicki Schamhorst, P.E., and Keith Thompson on behalf of Tetra Tech, Thomas Dyer on behalf of Mine Development Associates, Dr. Deepak Malhotra on behalf of Pro Solv, LLC., Zvon Ponos on behalf of Tetra Tech Proteus, Jessica Monasterio, P.E., Anthony Clark, P.E., P. Eng. On behalf of Power Engineers, Inc. each an independent Qualified Person as defined by Canadian National Instrument 43-101 – *Standards of Disclosure of Mineral Projects* (“NI 43-101”), prepared or supervised the preparation of the information that forms the basis for the scientific and technical information disclosed herein and have reviewed this press release and consented to its release. Dr. Deepak Malhotra has verified the metallurgical testing program and data in respect of the process improvements.

“NI 43-101 Technical Report Mt Todd Gold Project 50,000 tpd Preliminary Feasibility Study, Northern Territory, Australia,” dated September 10, 2019, which was prepared under the supervision Rex Bryan, Ph.D., Amy Hudson, Ph.D., April Hussey, P.E., Chris Johns, P.Eng., Guy Roemer, P.E., Vicki Schamhorst, P.E., Erik Spiller and Keith Thompson on behalf of Tetra Tech, Thomas Dyer on behalf of Mine Development Associates, Dr. Deepak Malhotra on behalf of Resource Development Inc., Zvon Ponos on behalf of Tetra Tech Proteus, Jessica Monasterio, P.E. on behalf of JDS Energy & Mining, Inc., each an independent Qualified Person as defined by Canadian National Instrument 43-101 – *Standards of Disclosure of Mineral Projects* (“NI 43-101”), prepared or supervised the preparation of the information that forms the basis for the scientific and technical information disclosed herein and have reviewed this press release and consented to its release. Dr. Deepak Malhotra has verified the metallurgical testing program and data in respect of the process improvements.

“NI 43-101 Technical Report Mt Todd Gold Project 50,000 tpd Preliminary Feasibility Study, Northern Territory, Australia,” dated March 2, 2018, which was prepared under the supervision of Rex Clair Bryan, Ph.D., Tetra Tech, Inc.; Anthony Clark, P.E., Power Engineers, Inc.; Thomas L. Dyre, P.E., Mine Development Associates; Amy L. Hudson, Ph.D. CPG REM, Tetra Tech, Inc.; Chris Johns, M.Sc P.Eng, Tetra Tech, Inc.; Benjamin S. Johnson, P.E., Tetra Tech, Inc.; Deepak Malhotra, Ph.D., Resource Development, Inc.; Zvonimir Ponos, BE MIEAust CPeng. NER, Coffey Services Australia Pty Ltd.; Guy Roemer, P.E., Tetra Tech, Inc.; Vicki Schamhorst, P.E. LEED AP, Tetra Tech, Inc.; D. Erik Spiller, QP, Tetra Tech, Inc.; Jessica I. Spriet, P.E., Tetra Tech, Inc.; Keith Thompson, CPG PG, Tetra Tech, Inc., each an independent qualified person.

“Amended and Restated NI 43-101 Technical Report Mt. Todd Gold Project 50,000 tpd Preliminary Feasibility Study, Northern Territory, Australia,” dated July 7, 2014 which was prepared by or under the supervision of Dr. Rex Clair Bryan, Tetra Tech, Inc., Patrick Donlon FSAIMM FAusiMM NHD Ext Met , Proteus EPCM Engineers , Thomas Dyer PE, Mine Development Assoc., Dr. Deepak Malhotra, Resource Development, Inc., Nick Michael BS MBA, Tetra Tech, Inc., David Richers PhD PG, Tetra Tech, Inc., Lachlan Walker FIEAust CPeng, Proteus EPCM Engineers, Anthony Clark, PE, Power Engineers, Jagrut Jathal, PE, Knight Piesold, Benjamin S. Johnson, PE, Tetra Tech, Inc. and Keith Thompson, CPG, PG, Tetra Tech, Inc., each an independent qualified person.

“NI 43-101 Technical Report Mt Todd Gold Project 50,000 tpd Preliminary Feasibility Study, Northern Territory, Australia,” dated June 28, 2013, which was prepared by or under the supervision of Dr. Rex Clair Bryan, Tetra Tech, Inc., Patrick Donlon FSAIMM FAusiMM NHD Ext Met , Proteus EPCM Engineers , Thomas Dyer PE, Mine Development Assoc., Dr. Deepak Malhotra, Resource Development, Inc., Nick Michael BS MBA, Tetra Tech, Inc., David Richers PhD PG, Tetra Tech, Inc., and Lachlan Walker FIEAust CPeng, Proteus EPCM Engineers, each an independent qualified person.

“NI 43-101 Technical Report Preliminary Economic Assessment of Guadalupe de los Reyes Gold Silver Project, Sinaloa, Mexico,” dated February 8, 2013, which was prepared by or under the supervision of Dr. Rex Bryan, Edwin C. Lips P.E., Vicki Schamhorst P.E., and Erik Spiller of Tetra Tech, Inc., each an independent qualified person.

“NI 43-101 Technical Report Resource Update Mt Todd Gold Project, Northern Territory, Australia,” dated September 4, 2012, which was prepared by or under the supervision of Dr. Rex Bryan of Tetra Tech, Inc., Dr. Deepak Malhotra of Resource Development Inc., Thomas Dyer, PE, of Mine Development Associates, and Dr. Richard Jolk, PE, of Tetra Tech, Inc., each an independent qualified person.

“Amended and Restated NI 43-101 Technical Report Resource Update Mt Todd Gold Project, Northern Territory, Australia,” dated April 11, 2012, which was prepared by or under the supervision of Dr. Rex Bryan of Tetra Tech MM, Inc. and Dr. Deepak Malhotra of Resource Development Inc., each an independent qualified person.

“NI 43-101 Technical Report, Resource Update, Mt Todd Gold Project, Northern Territory, Australia,” dated September 6, 2011, which was prepared by or under the supervision of Dr. Rex Bryan, SME Registered Member, an independent qualified person.

“10.65 MTPY Preliminary Feasibility Study, NI 43-101 Technical Report, Vista Gold Corp., Mt Todd Gold Project, Northern Territory, Australia,” dated January 28, 2011, prepared by or under the supervision of John W. Rozelle, D. Erik Spiller, Stephen A. Krajewski, and Edwin C. Lips of Tetra Tech MM, Inc., Thomas L. Dyer, Mine Development Associates and Deepak Malhotra, Resource Development Inc., each an independent qualified person.

“Preliminary Feasibility Study, NI 43-101 Technical Report, Vista Gold Corp., Mt Todd Gold Project, Northern Territory, Australia,” dated October 1, 2010, prepared by or under the supervision of John W. Rozelle, D. Erik Spiller, Stephen A. Krajewski, and Edwin C. Lips of Tetra Tech MM, Inc., Thomas L. Dyer, Mine Development Associates and Deepak Malhotra, Resource Development Inc., each an independent qualified person.